


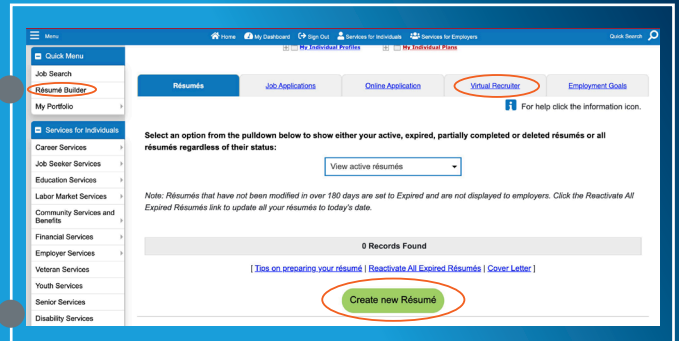
# A Guide to: EmployFlorida.com



**1** Register and create a log in and password

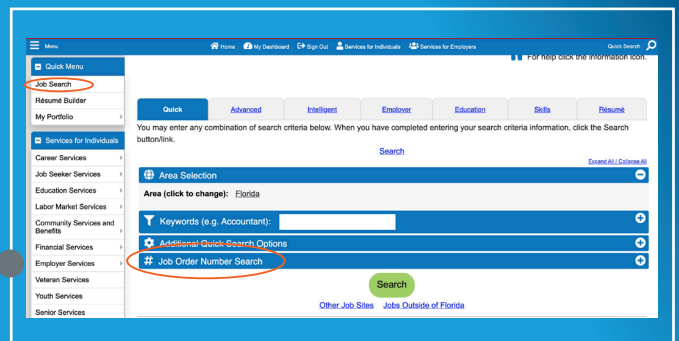


**2** Complete the Background Wizard by following the prompts



**3** Create a Resume in the "Resume Builder"

**4** Set up the Virtual Recruiter to create customized job alerts



**5** Search for jobs by Job Order Number, title, company, or city

**Need more help? Contact Us.**

(352) 955-2245 | careersourcencfl.com | @careersourcencfl